





Welcome to this charming 4-bedroom semi-detached house located on Goldhurst Drive in the lovely area of Tea.. This property boasts 2 reception rooms, perfect for entertaining guests or simply relaxing with your family.

As you step inside, you'll be delighted to find 4 spacious bedrooms, providing ample space for a growing family or for those who enjoy having a home office or guest room. The en suite shower room and additional shower room offer convenience and luxury for the whole household.

One of the standout features of this property is the undercover bar, ideal for hosting gatherings or unwinding after a long day. Imagine sipping your favourite drink in the comfort of your own home!

Parking is always a breeze with the garage and additional parking space, ensuring you never have to worry about finding a spot. The great location of this home means you'll have easy access to local amenities, schools, and parks, making it a perfect place to settle down.



Don't miss out on the opportunity to own this 4-bed extended family home with fantastic features and in a sought-after location. Contact us today to arrange a viewing and make this property your new dream home!

 **ABODE**
SALES & LETTINGS

PORCH

Entrance door into the porch with door into the hall

HALL

Stairs to the first floor and a door to the lounge.

LOUNGE

13'7 x 12'7

Feature fireplace, wood effect flooring, under stairs store cupboard, radiator, upvc double glazed window to the front and open through to the dining room.

DINING ROOM

11'2 x 9'9

Wood effect flooring, radiator, patio doors to the garden room and a door to the kitchen.

GARDEN ROOM

14'3 x 8'3

Window and door onto the garden.

KITCHEN

16'6 x 11'3

Fitted wall mounted, base and drawer units with work surfaces and a sink and drainer unit. Space for a range style cooker, plumbing and space for both a washing machine and dishwasher. Space for a fridge freezer, upvc double glazed windows, door to the garden and garage.

FIRST FLOOR LANDING

Loft access and doors to -



BEDROOM I

15'9 x 7'8

Wardrobes, upvc double glazed window and a radiator.

EN SUITE

Enclosed shower cubicle with a shower and jets, wash hand basin, low flush wc, radiator and upvc double glazed window.







BEDROOM 2

13'2 x 9'9

Upvc double glazed window and radiator.

BEDROOM 3

11'1 x 10'6

Upvc double glazed window and radiator.

BEDROOM 4

9'7 x 6'3

Upvc double glazed window and radiator.


SHOWER ROOM


Double shower, wash hand basin, radiator, upvc double glazed window and low flush wc.

OUTSIDE

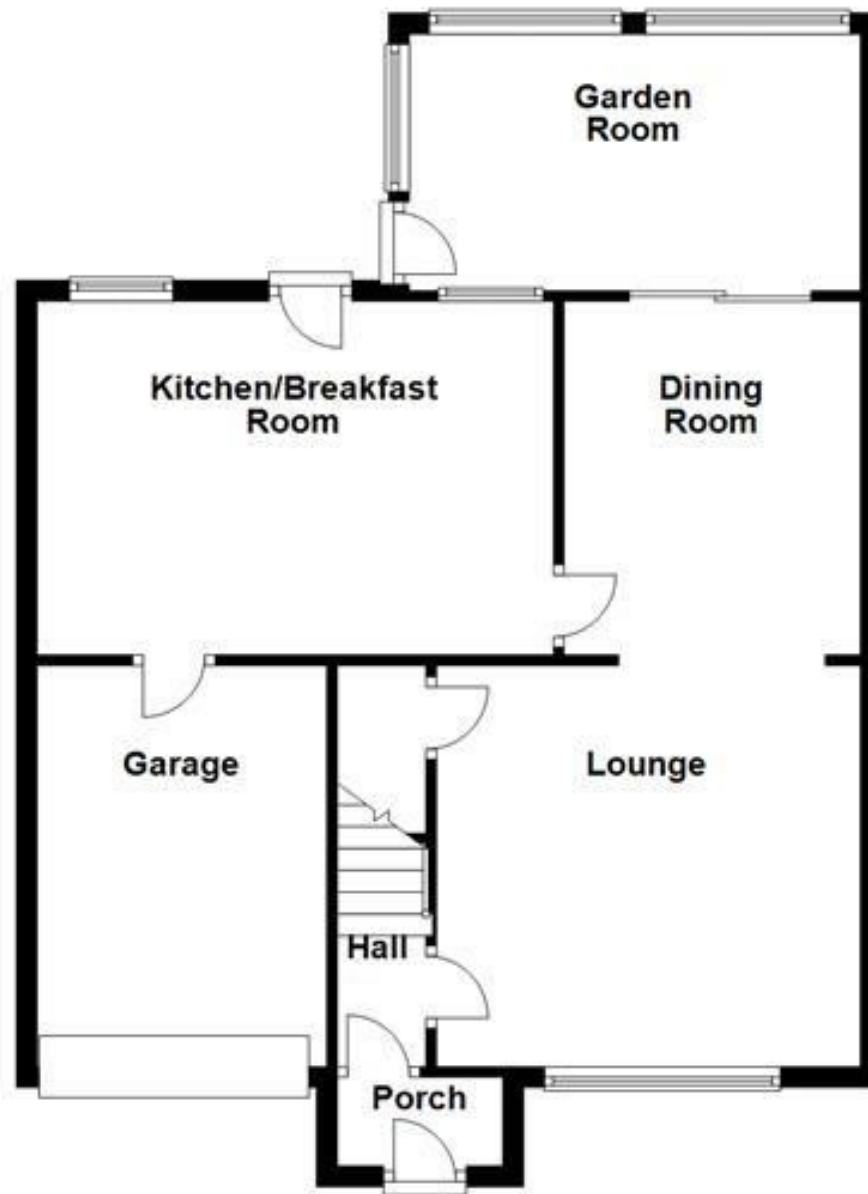
Ample parking to the front and an up and over door into the garage. The rear garden offers a number of paved patio areas, beds and a covered bar area.







Ground Floor



Please use as a guide to layout only. They are not intended to be to scale. Property of Abode Anderson-Dixon. Burton-Uttoxeter-Ashbourne
Plan produced using PlanUp.

First Floor



